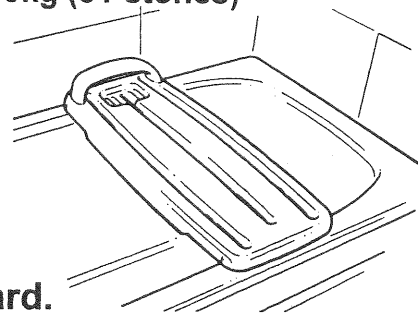


# Kingfisher Bathboard

Part No: HA0680 and HA0686

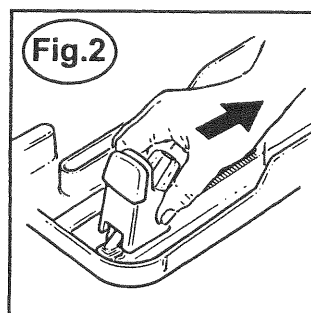
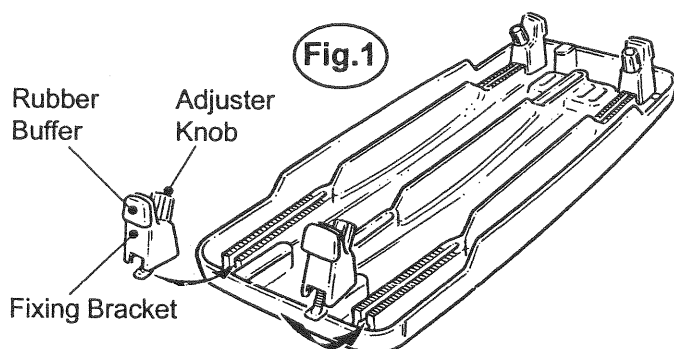
Max. Safe loading 200kg (31 stones)

The Kingfisher Bathboard is designed to make getting in and out of the bath easier and safer. The Bathboard can also be used for showering.



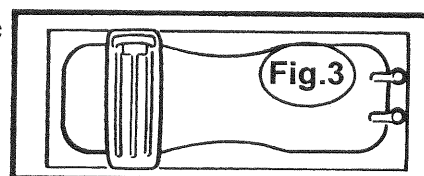
## Assembling the fixing brackets to the Bathboard.

Four fixing brackets fit into outer slots on the underside of the Bathboard (**fig.1**). Hold the adjuster knob on the bracket and fit the head of the angled bolt through the 'D' shaped hole at the end of the slot (**fig.2**), ensuring that the bolt fits flat onto the shoulders of the slot, with the rubber buffer facing outwards. Slide the brackets towards the middle of the board.



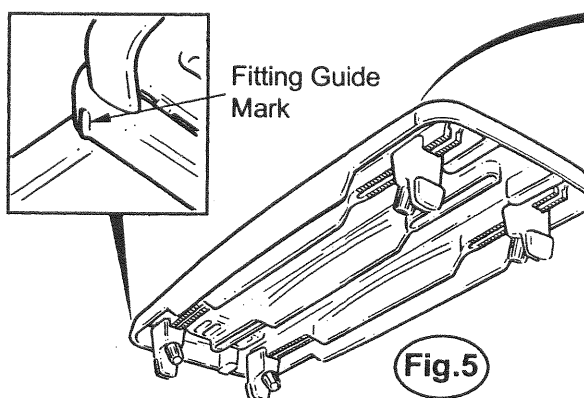
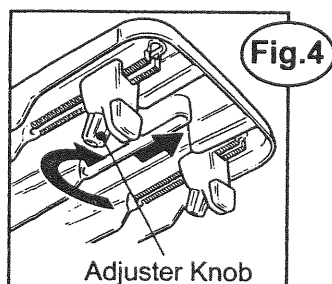
## Positioning the Board in the bath.

Place the Bathboard on top of the bath with the handle and/or soap dish on the wall side. Ensure that the area around is clean and ideally the board should be at the opposite end to the taps.



Slide the brackets out to the side of the bath.

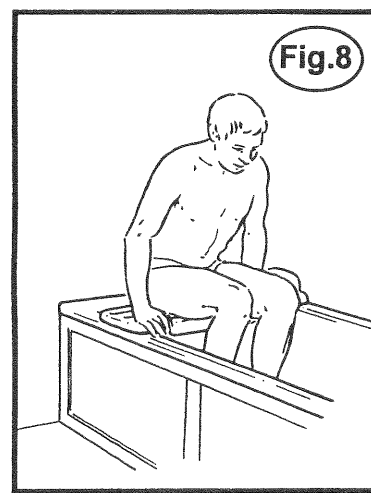
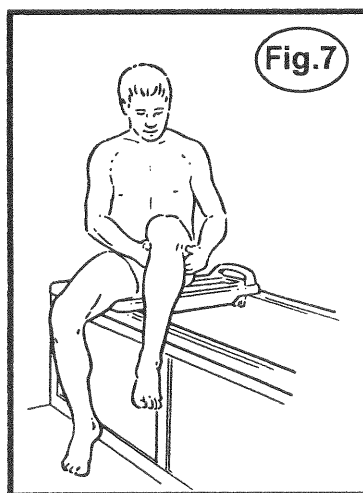
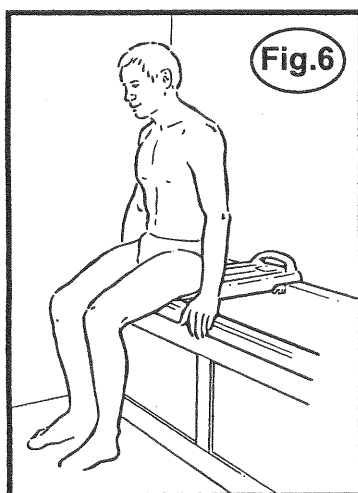
Check the position of the Bathboard and then tighten up each adjuster knob to lock the brackets in place (**fig.4**). Take care not to overtighten the adjuster knobs. Check that the board is secure before use. Please ensure that the fitting guide marks are over the supported area of the bath tub sides (**fig.5**).



# Using the Kingfisher Bathboard

## Getting in and out of the bath.

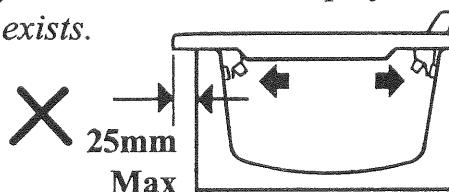
Please take care getting in and out of the bath. Sit on the board with your back to the board (**fig.6**). Lift each leg one at a time into the bath (**fig.7**). Slide across to the middle of the bathboard (**fig.8**). Then you may gently lower yourself down.



### NOTE:

For obvious safety reasons **never** sit on the edge of the Bathboard if it overlaps the bath.

*It is not recommended that the Bathboard be fitted where an overlap of more than 25mm exists.*



### Taking care of your Bathboard.

To clean the board please use non-abrasive cleaners suitable for plastic baths. Do not store in sunlight.

Inspect the board for wear and tear and correct fitting each time before use.

This product is warranted to specification for 3 years, spare parts are available.

***This product can be Autoclaved.***

The Kingfisher Bathboard is just one in a range of Daily Living Aids designed to make life more comfortable, restore independence and maintain dignity. To receive further details please contact us as below.

— THE —  
**HELPING HAND COMPANY**  
LEDBURY LIMITED

Bromyard Road, Ledbury Hereford HR8 1NS  
Tel. (01531) 635678. Fax. (01531) 635670.  
Email. [sales@helpinghand.co.uk](mailto:sales@helpinghand.co.uk) Web. <http://www.helpinghand.co.uk>



LEAFLET No. ZL1076  
ISSUE 3